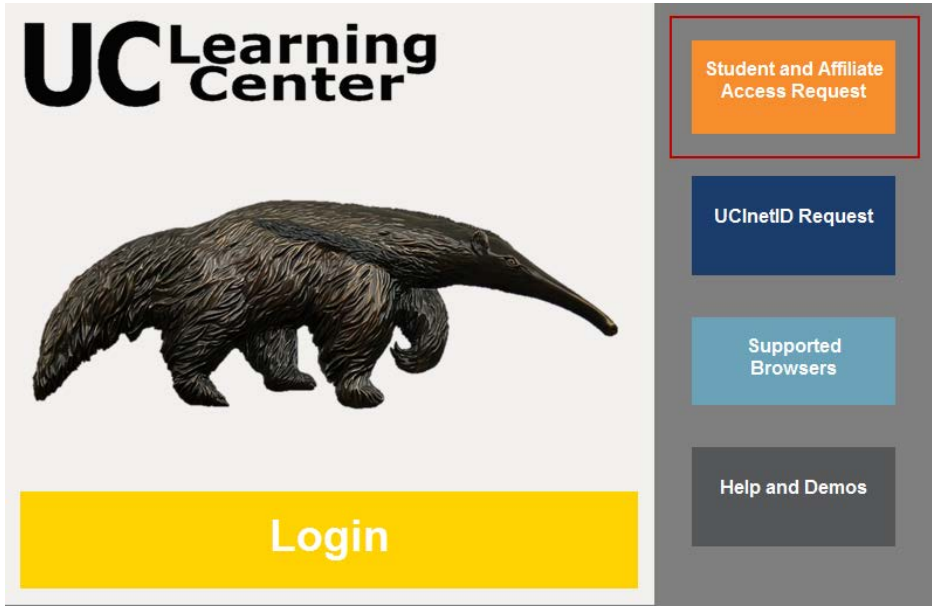
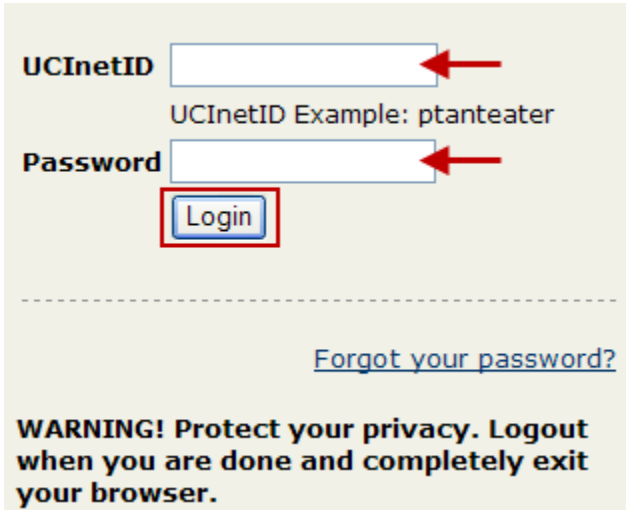
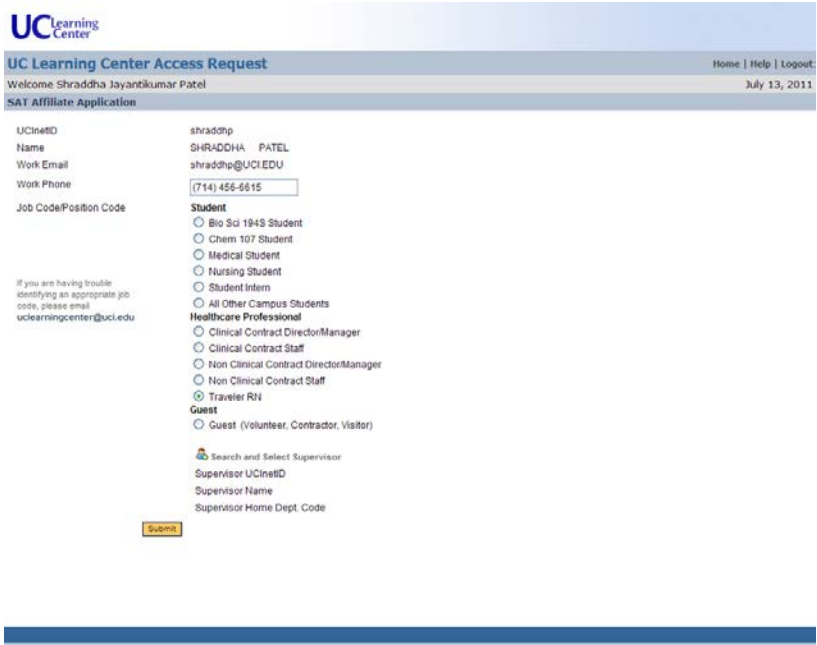
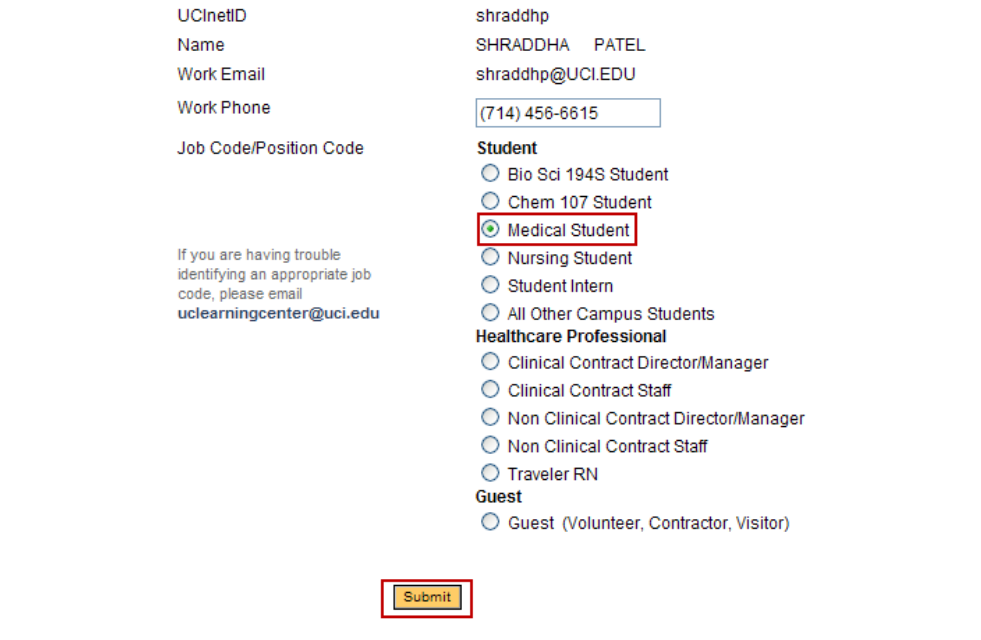


UC Learning Center
How to Fill Out Affiliate Form – Medical Students

<p>STEP 1</p>	<p>Click the below link to open the UC Learning Center login page: http://uclc.uci.edu/</p>	
<p>STEP 2</p>	<p>After the login page opens, click <i>Student & Affiliate Access Request Form</i> (located on the lower left side of page).</p> <p>Note: If you have not already activated your UCI NET ID, please do so by clicking the <i>Student & Affiliate Access Request Form</i> link and then the <i>Activate your UCInetID</i> link. Follow the directions to activate your UCI NET ID and then proceed to Step 3.</p>	
<p>STEP 3</p>	<p>Type in your UCInetID and password. Then click <i>Login</i>.</p>	 <p>NOTE: Your UCInetID is the same as your hs-login ID (for example, jsample). If you do not know your UCInetID password, please contact the HelpDesk at x3333. They are prepared to assist you.</p>

<p>STEP 4</p>	<p>This will open the UC Learning Center Access Request page.</p>	
<p>STEP 5</p>	<p>In the Job Code/Position Code section, select Medical Student. Then click Submit.</p>	
<p>STEP 6</p>	<p>After submitting the access request, you will receive a confirmation message and email to your UC Irvine email address indicating when you will be able to access the UC Learning Center (takes 24-48 hours typically).</p>	