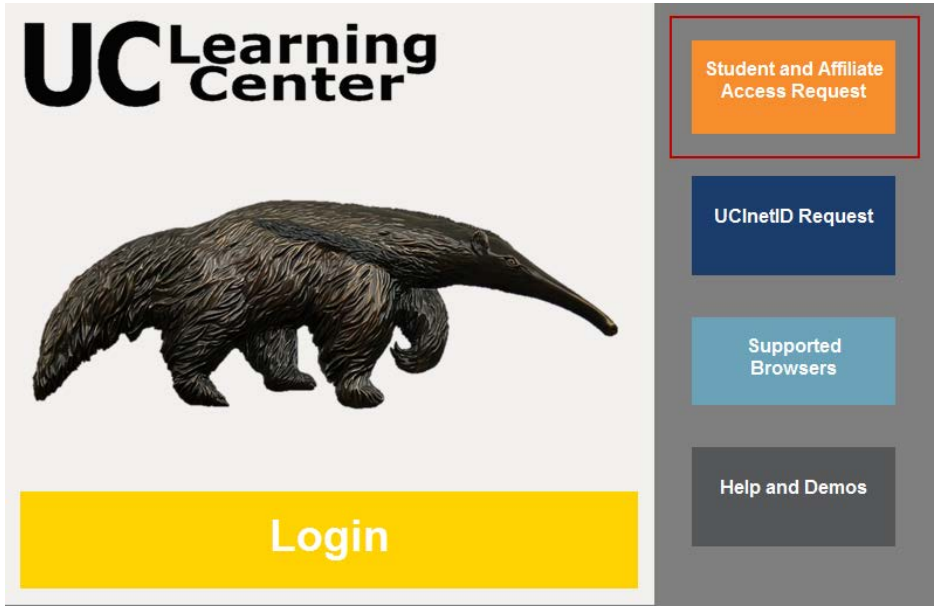
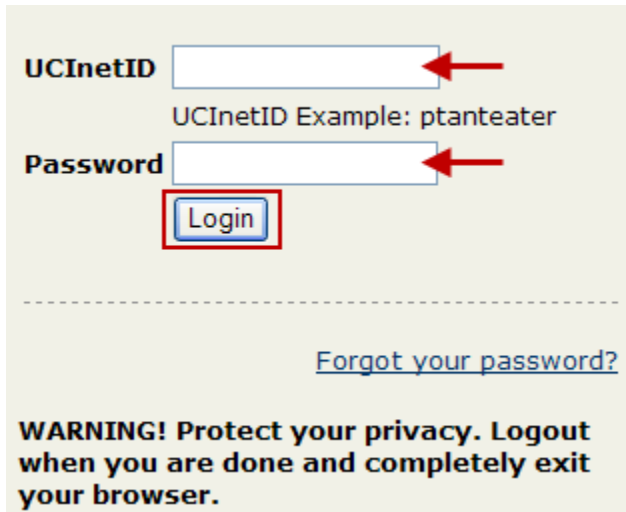
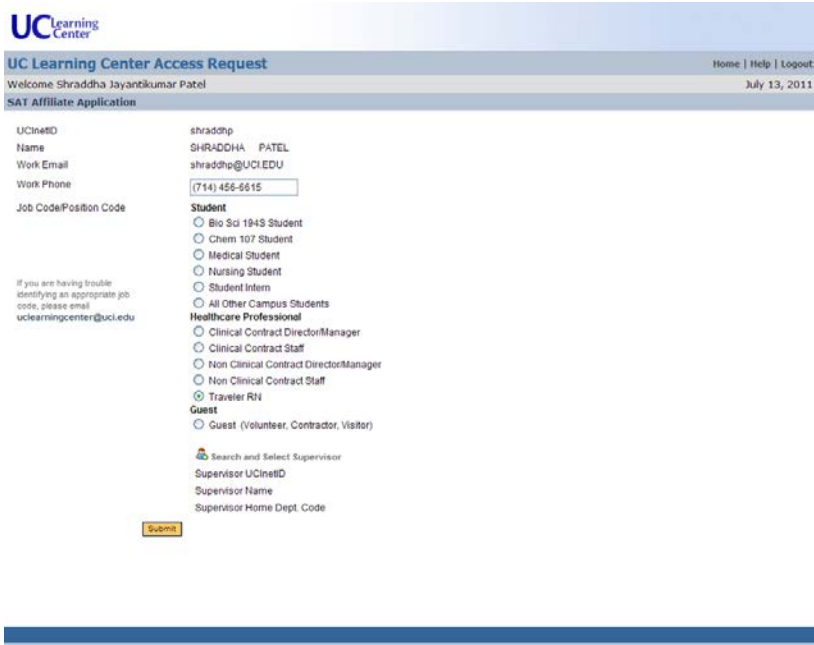
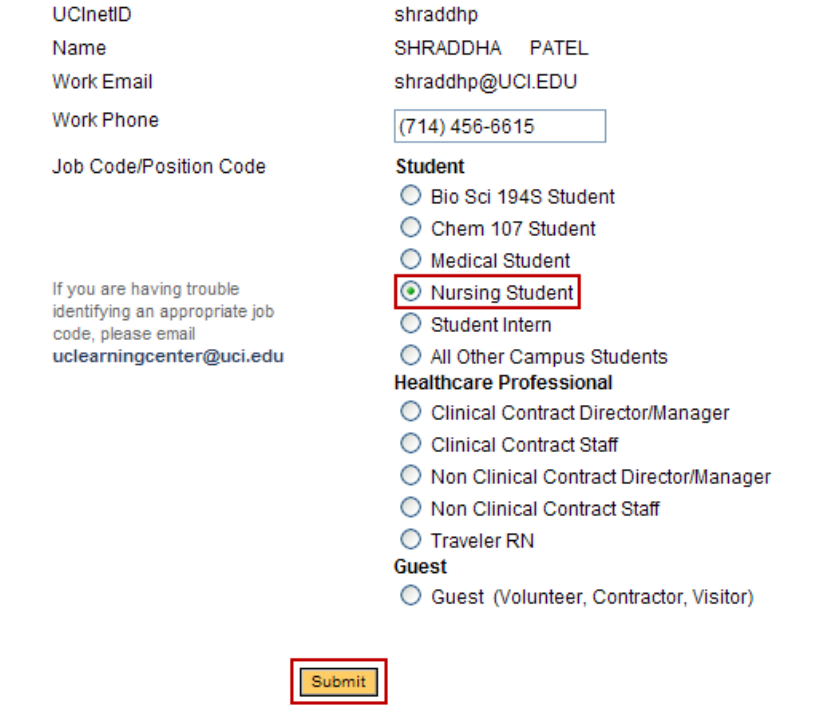


**UC Learning Center**  
**How to Fill Out Affiliate Form – Nursing Students**

<p><b>STEP 1</b></p>	<p>Click the below link to open the UC Learning Center login page:  <a href="http://uclc.uci.edu/">http://uclc.uci.edu/</a></p>	
<p><b>STEP 2</b></p>	<p>After the login page opens, click <i>Student &amp; Affiliate Access Request Form</i> (located on the lower left side of page).</p> <p><b>Note: If you have not already activated your UCI NET ID, please do so by clicking the <i>Student &amp; Affiliate Access Request Form</i> link and then the <i>Activate your UCInetID</i> link. Follow the directions to activate your UCI NET ID and then proceed to Step 3.</b></p>	
<p><b>STEP 3</b></p>	<p>Type in your UCInetID and password. Then click <i>Login</i>.</p>	 <p><b>NOTE: Your UCInetID is the same as your hs-login ID (for example, jsample). If you do not know your UCInetID password, please contact the HelpDesk at x3333. They are prepared to assist you.</b></p>

<p><b>STEP 4</b></p>	<p>This will open the UC Learning Center Access Request page.</p>	
<p><b>STEP 5</b></p>	<p>In the Job Code/Position Code section, select <b>Nursing Student</b>. Then click <b>Submit</b>.</p>	
<p><b>STEP 6</b></p>	<p>After submitting the access request, you will receive a confirmation message and email to your UC Irvine email address indicating when you will be able to access the UC Learning Center (takes 24-48 hours typically).</p>	